

CUSTOMIZE YOUR RULER

Choose Any Two Data Sets For Each Side
We Offer 12" and 18" Lengths

Your Logo Here
Company Name
URL | Phone #
Tagline


Gen. Purpose	20'	24'	40'	40'
Length	6,096 mm	7,315 mm	12,192 mm	12,192 mm
Width	8" / 203 mm	8" / 203 mm	8" / 203 mm	8" / 203 mm
Height	2,438 mm	2,438 mm	2,438 mm	2,438 mm
Tare	2,385 kg	2,385 kg	2,385 kg	2,385 kg
Payload	51,905 kg	54,260 kg	56,865 kg	56,865 kg
Capacity	33.1 m³	38.8 m³	67.5 m³	67.5 m³

Intermodal Containers

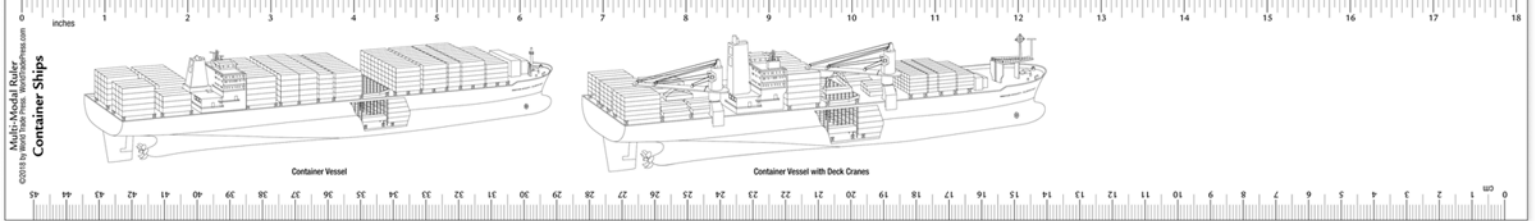
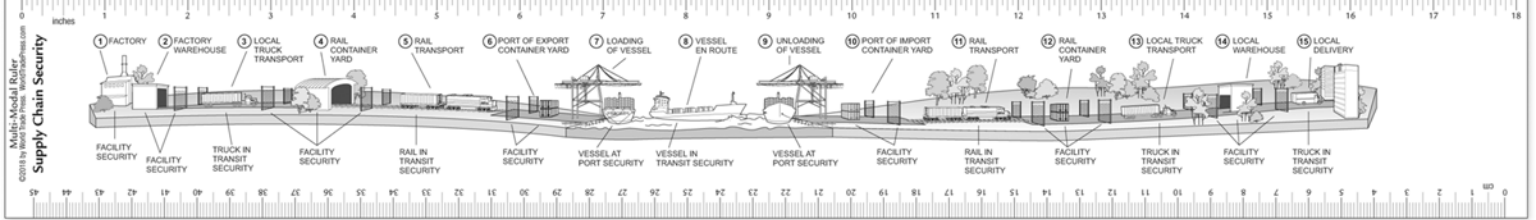

Gen. Purpose	20'	24'	40'	40'
Length	6,096 mm	7,315 mm	12,192 mm	12,192 mm
Width	8" / 203 mm	8" / 203 mm	8" / 203 mm	8" / 203 mm
Height	2,438 mm	2,438 mm	2,438 mm	2,438 mm
Tare	2,385 kg	2,385 kg	2,385 kg	2,385 kg
Payload	51,905 kg	54,260 kg	56,865 kg	56,865 kg
Capacity	33.1 m³	38.8 m³	67.5 m³	67.5 m³

Specialty Containers

Gen. Purpose	20'	24'	40'	40'
Length	6,096 mm	7,315 mm	12,192 mm	12,192 mm
Width	8" / 203 mm	8" / 203 mm	8" / 203 mm	8" / 203 mm
Height	2,438 mm	2,438 mm	2,438 mm	2,438 mm
Tare	2,385 kg	2,385 kg	2,385 kg	2,385 kg
Payload	51,905 kg	54,260 kg	56,865 kg	56,865 kg
Capacity	33.1 m³	38.8 m³	67.5 m³	67.5 m³



Main Deck Pallet w/het	Main Deck Pallet w/het	Main Deck Pallet w/het	Pallet w/het	Pallet w/het	Lower Deck Pallet w/het	Lower Deck Container	Main Deck Container	Upper Deck Container	Main Deck Container	Lower Deck Container	Lower Deck Container	Lower Deck Container	Lower Deck Container
Area: 11.1 m² (119.6 sq ft)	Area: 11.1 m² (119.6 sq ft)	Area: 11.1 m² (119.6 sq ft)	Area: 11.1 m² (119.6 sq ft)	Area: 11.1 m² (119.6 sq ft)	Area: 11.1 m² (119.6 sq ft)	Area: 11.1 m² (119.6 sq ft)	Area: 11.1 m² (119.6 sq ft)	Area: 11.1 m² (119.6 sq ft)	Area: 11.1 m² (119.6 sq ft)	Area: 11.1 m² (119.6 sq ft)	Area: 11.1 m² (119.6 sq ft)	Area: 11.1 m² (119.6 sq ft)	Area: 11.1 m² (119.6 sq ft)
Capacity: 33.2 m³ (1,174 cu ft)	Capacity: 33.2 m³ (1,174 cu ft)	Capacity: 33.2 m³ (1,174 cu ft)	Capacity: 33.2 m³ (1,174 cu ft)	Capacity: 33.2 m³ (1,174 cu ft)	Capacity: 33.2 m³ (1,174 cu ft)	Capacity: 33.2 m³ (1,174 cu ft)	Capacity: 33.2 m³ (1,174 cu ft)	Capacity: 33.2 m³ (1,174 cu ft)	Capacity: 33.2 m³ (1,174 cu ft)	Capacity: 33.2 m³ (1,174 cu ft)	Capacity: 33.2 m³ (1,174 cu ft)	Capacity: 33.2 m³ (1,174 cu ft)	Capacity: 33.2 m³ (1,174 cu ft)

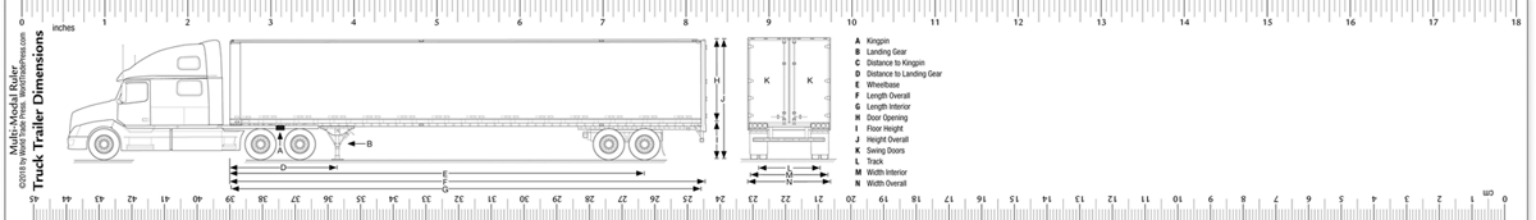


TO CONVERT	TO	MULTIPLY BY	BY CONVERSION
centimeters (cm)	inches (in)	0.3937	1 cm = 0.3937 in
millimeters (mm)	inches (in)	0.03937	1 mm = 0.03937 in
inches (in)	centimeters (cm)	2.54	1 in = 2.54 cm
feet (ft)	meters (m)	0.3048	1 ft = 0.3048 m
yards (yd)	meters (m)	0.9144	1 yd = 0.9144 m
miles (mi)	kilometers (km)	1.6093	1 mi = 1.6093 km

WEIGHTS & MEASURES CONVERSION TABLES

TO CONVERT	TO	MULTIPLY BY	BY CONVERSION
square centimeters (cm²)	square inches (in²)	0.155	1 cm² = 0.155 in²
square meters (m²)	square feet (ft²)	10.764	1 m² = 10.764 ft²
square kilometers (km²)	square miles (mi²)	0.3861	1 km² = 0.3861 mi²
square millimeters (mm²)	square inches (in²)	6.4516	1 mm² = 6.4516 in²
square feet (ft²)	square meters (m²)	0.0929	1 ft² = 0.0929 m²
square inches (in²)	square centimeters (cm²)	6.4516	1 in² = 6.4516 cm²
square yards (yd²)	square meters (m²)	0.8445	1 yd² = 0.8445 m²
square miles (mi²)	square kilometers (km²)	2.59	1 mi² = 2.59 km²

Incoterms®	EXW	FCA	FAS	FOB	CFR	CFR	CFR	CFR	CFR	DAP	DAP	DAP
	EX Works	Free Carrier	Free Alongside Ship	Free On Board	Cost & Freight	Cost Insurance & Freight	Carriage Paid To	Carriage & Insurance Paid	Delivered At Terminal	Delivered At Place	Delivered Duty Paid	Delivered Duty Paid
Service	Who Pays	Who Pays	Who Pays	Who Pays	Who Pays	Who Pays	Who Pays	Who Pays	Who Pays	Who Pays	Who Pays	Who Pays
Export packing	Seller	Seller	Seller	Seller	Seller	Seller	Seller	Seller	Seller	Seller	Seller	Seller
Inland freight	Buyer	Buyer	Seller	Seller	Seller	Seller	Seller	Seller	Seller	Seller	Seller	Seller
Forwarding	Buyer	Buyer	Buyer	Seller	Seller	Seller	Seller	Seller	Seller	Seller	Seller	Seller
Overseas freight	Buyer	Buyer	Buyer	Seller	Seller	Seller	Seller	Seller	Seller	Seller	Seller	Seller
Loading on ocean carriers	Buyer	Buyer	Buyer	Seller	Seller	Seller	Seller	Seller	Seller	Seller	Seller	Seller
Ocean/air freight charges	Buyer	Buyer	Buyer	Buyer	Seller	Seller	Seller	Seller	Seller	Seller	Seller	Seller
Foreign customs clearance	Buyer	Buyer	Buyer	Buyer	Buyer	Buyer	Buyer	Buyer	Buyer	Buyer	Buyer	Buyer
Duties and taxes	Buyer	Buyer	Buyer	Buyer	Buyer	Buyer	Buyer	Buyer	Buyer	Buyer	Buyer	Buyer
Delivery charges to final destination	Buyer	Buyer	Buyer	Buyer	Buyer	Buyer	Buyer	Buyer	Buyer	Buyer	Buyer	Buyer



Overall	Length	Width	Height	Interior	Length	Width	Height	Rear Seating Door	CAPACITY (cu ft)	TARE
40'	120'	38'	82'	100'	100'	38'	82'	100'	2,288 cu ft	11,300 lbs
42'	126'	38'	82'	100'	100'	38'	82'	100'	2,500 cu ft	11,400 lbs
44'	132'	38'	82'	100'	100'	38'	82'	100'	2,712 cu ft	11,500 lbs
46'	138'	38'	82'	100'	100'	38'	82'	100'	2,924 cu ft	11,600 lbs
48'	144'	38'	82'	100'	100'	38'	82'	100'	3,136 cu ft	11,700 lbs
50'	150'	38'	82'	100'	100'	38'	82'	100'	3,348 cu ft	11,800 lbs
52'	156'	38'	82'	100'	100'	38'	82'	100'	3,560 cu ft	11,900 lbs
54'	162'	38'	82'	100'	100'	38'	82'	100'	3,772 cu ft	12,000 lbs
56'	168'	38'	82'	100'	100'	38'	82'	100'	3,984 cu ft	12,100 lbs
58'	174'	38'	82'	100'	100'	38'	82'	100'	4,196 cu ft	12,200 lbs
60'	180'	38'	82'	100'	100'	38'	82'	100'	4,408 cu ft	12,300 lbs
62'	186'	38'	82'	100'	100'	38'	82'	100'	4,620 cu ft	12,400 lbs
64'	192'	38'	82'	100'	100'	38'	82'	100'	4,832 cu ft	12,500 lbs
66'	198'	38'	82'	100'	100'	38'	82'	100'	5,044 cu ft	12,600 lbs
68'	204'	38'	82'	100'	100'	38'	82'	100'	5,256 cu ft	12,700 lbs
70'	210'	38'	82'	100'	100'	38'	82'	100'	5,468 cu ft	12,800 lbs
72'	216'	38'	82'	100'	100'	38'	82'	100'	5,680 cu ft	12,900 lbs
74'	222'	38'	82'	100'	100'	38'	82'	100'	5,892 cu ft	13,000 lbs
76'	228'	38'	82'	100'	100'	38'	82'	100'	6,104 cu ft	13,100 lbs
78'	234'	38'	82'	100'	100'	38'	82'	100'	6,316 cu ft	13,200 lbs
80'	240'	38'	82'	100'	100'	38'	82'	100'	6,528 cu ft	13,300 lbs
82'	246'	38'	82'	100'	100'	38'	82'	100'	6,740 cu ft	13,400 lbs
84'	252'	38'	82'	100'	100'	38'	82'	100'	6,952 cu ft	13,500 lbs
86'	258'	38'	82'	100'	100'	38'	82'	100'	7,164 cu ft	13,600 lbs
88'	264'	38'	82'	100'	100'	38'	82'	100'	7,376 cu ft	13,700 lbs
90'	270'	38'	82'	100'	100'	38'	82'	100'	7,588 cu ft	13,800 lbs
92'	276'	38'	82'	100'	100'	38'	82'	100'	7,800 cu ft	13,900 lbs
94'	282'	38'	82'	100'	100'	38'	82'	100'	8,012 cu ft	14,000 lbs
96'	288'	38'	82'	100'	100'	38'	82'	100'	8,224 cu ft	14,100 lbs
98'	294'	38'	82'	100'	100'	38'	82'	100'	8,436 cu ft	14,200 lbs
100'	300'	38'	82'	100'	100'	38'	82'	100'	8,648 cu ft	14,300 lbs